# DOOR SCHEDULE

| | DOORS | | | | | | | FRAME | | | | | | DETAILS | | | | | |
|---|---|---|---|---|---|---|---|---|---|---|---|---|---|---|---|---|---|---|---|
| | | SIZE | | | | | | PROFILE | | | | | | | | | | | |
| | WIDTH | HEIGHT | THKN. | TYPE | MATERIAL | FINISH | COLOR | HEAD | JAMB | MATERIAL | FINISH | COLOR | HARDWARE GROUP | HEAD | JAMB | SILL | MARK | LOCATION | REMARKS |
| **100A** | 12'-0" | 7'-6" (10'-10") | -- | 1A | ALUM./GLASS | PREFINISHED | CLEAR | -- | -- | ALUM. | ANODIZED | CLEAR | 1 | 5/A6.1 | 2 & 3/A6.1 SIM. | 11/A6.0 | **100A** | VESTIBULE | 7" CLEAR ANODIZED ALUMINUM THRESHOLD ACROSS ENTIRE WIDTH OF DOOR. |
| **100B** | 12'-0" | 7'-6" | -- | 1B | ALUM./GLASS | PREFINISHED | CLEAR | -- | -- | ALUM. | ANODIZED | CLEAR | 1 | 9/A6.1 | 6 & 7/A6.1 SIM. | -- | **100B** | VESTIBULE | NO THRESHOLD - NO BRUSHES ON ACTIVE PANELS |
| **102** | -- | -- | -- | -- | -- | -- | -- | -- | -- | -- | -- | -- | -- | -- | -- | -- | **102** | -- | NOT USED |
| **103** | 5'-0" OPN. | 7'-0" OPN. | -- | -- | -- | -- | -- | -- | -- | -- | -- | -- | -- | 11/A6.1 | 9B/A6.0 | -- | **103** | BOPIS | |
| **104** | 3'-0" | 7'-0" | 1 3/4" | 6A | S.C. WOOD | PREFINISHED | WHITE BIRCH 0-95 | 1-1/2" | 1-1/2" | STEEL | PREFINISHED | ALUMATONE | 3 | 2A/A6.0 | 2B/A6.0 | -- | **104** | MGR./VAULT | 1" UNDERCUT DOOR |
| **105** | 3'-0" | 7'-0" | 1 3/4" | 6B | S.C. WOOD | PREFINISHED | WHITE BIRCH 0-95 | 1-1/2" | 1-1/2" | STEEL | PREFINISHED | ALUMATONE | 8 | 2A/A6.0 | 2B/A6.0 | -- | **105** | COMP./COPY | 1" UNDERCUT DOOR |
| **106** | 3'-0" | 7'-0" | 1 3/4" | 6D | S.C. WOOD | PREFINISHED | WHITE BIRCH 0-95 | 1-1/2" | 1-1/2" | STEEL | PREFINISHED | ALUMATONE | 15 | 2A/A6.0 | 2B/A6.0 | -- | **106** | ASSOC. RES. | |
| **107** | 3'-0" | 3'-6" | -- | -- | -- | -- | -- | -- | -- | -- | -- | -- | 2 | -- | -- | -- | **107** | PET TRAINING | DECORATIVE GATE SUPPLIED WITH FENCE AND INSTALLED BY NATIONAL ACCOUNT MILLWORK VENDOR |
| **108A** | 3'-0" | 7'-0" | 1 3/4" | 3 | INS. H.M. | PAINT | P-6 COMMERCIAL WHITE | 4" | 2" | H.M. | PAINT | MATCH WALL | 13 | 7A/A6.0 | 7B/A6.0 | 8/A6.0 | **108A** | HALL A | INSTALL "XCLUDER" SILL & JAMB SEALS. OBTAIN FROM XCLUDER NATIONAL VENDOR. EXTERIOR SIDE PAINTED TO MATCH EXTERIOR WALL. |
| **108B** | 5'-0" OPN. | 8'-0" OPN. | -- | -- | -- | -- | -- | -- | -- | -- | -- | -- | -- | 11/A6.1 | 9B/A6.0 | -- | **108B** | HALL A | |
| **109** | 3'-0" | 7'-0" | 1 3/4" | 6D | S.C. WOOD | PREFINISHED | WHITE BIRCH 0-95 | 1-1/2" | 1-1/2" | STEEL | PREFINISHED | ALUMATONE | 10 | 2A/A6.0 | 2B/A6.0 | -- | **109** | WOMEN'S RESTROOM | -- |
| **110** | 3'-0" | 7'-0" | 1 3/4" | 6D | S.C. WOOD | PREFINISHED | WHITE BIRCH 0-95 | 1-1/2" | 1-1/2" | STEEL | PREFINISHED | ALUMATONE | 10 | 2A/A6.0 | 2B/A6.0 | -- | **110** | MEN'S RESTROOM | -- |
| **111** | -- | -- | -- | -- | -- | -- | -- | -- | -- | -- | -- | -- | -- | -- | -- | -- | **111** | -- | NOT USED |
| **112** | -- | -- | -- | -- | -- | -- | -- | -- | -- | -- | -- | -- | -- | -- | -- | -- | **112** | -- | NOT USED |
| **113A** | 3'-0" | 3'-6" | -- | -- | -- | -- | -- | -- | -- | -- | -- | -- | 2 | -- | -- | -- | **113A** | SALON CHECK-IN | DECORATIVE GATE SUPPLIED WITH FENCE AND INSTALLED BY NATIONAL ACCOUNT MILLWORK VENDOR |
| **113B** | 3'-0" | 3'-6" | -- | -- | -- | -- | -- | -- | -- | -- | -- | -- | 2 | -- | -- | -- | **113B** | SALON COUNTER | MILLWORK GATE SUPPLIED AND INSTALLED BY NATIONAL ACCOUNT MILLWORK VENDOR |
| **114** | 3'-0" | 7'-0" | 1 3/4" | 5 | ALUM./GLASS | PREFINISHED | CLEAR | 1-1/2" | 1-1/2" | ALUM. | ANODIZED | CLEAR | 5 | 3A/A6.0 | 3B/A6.0 | -- | **114** | SALON | NO THRESHOLD, LOCATE CLOSER ON ROOM SIDE OF DOOR. |
| **115A** | 3'-0" | 7'-0" | 1 3/4" | 5 | ALUM./GLASS | PREFINISHED | CLEAR | 1-1/2" | 1-1/2" | ALUM. | ANODIZED | CLEAR | 5 | 3A/A6.0 | 3B/A6.0 | -- | **115A** | DRYING AREA | NO THRESHOLD, LOCATE CLOSER ON ROOM SIDE OF DOOR. |
| **115B** | 3'-0" | 7'-0" | 1 1/2" | 4A | ABS-PLASTIC | PREFINISHED | CLOUD GRAY | -- | -- | METAL | PREFINISHED | GRAY | 2 | 6/A6.0 SIM. | 6/A6.0 | -- | **115B** | DRYING AREA | IMPACT DOOR (CHANNEL FRAME) |
| **116** | 4'-0" OPN. | 7'-0" OPN. | -- | -- | -- | -- | -- | -- | -- | -- | -- | -- | -- | 9A/A6.0 | 9B/A6.0 | -- | **116** | BATHING | WRAP PLASTIC PANELS AT HEAD & JAMB -SEE INTERIOR ELEVATIONS |
| **117A** | PR. 3'-0" | 8'-0" | 1 1/2" | 4B | ABS-PLASTIC | PREFINISHED | CLOUD GRAY | -- | -- | METAL | PREFINISHED | GRAY | 2 | 5/A6.0 | 5/A6.0 SIM. | | **117A** | RECEIVING | IMPACT DOOR WITH BUMPER (TUBE STEEL FRAME) |
| **117B** | PR. 3'-0" | 8'-0" | 1 3/4" | 3 | INS. H.M. | PAINT | P-5 DOVER GRAY | 4" | 2" | H.M. | PAINT | MATCH WALL | 7 | 7A/A6.0 | 7B/A6.0 | 8/A6.0 | **117B** | RECEIVING | INSTALL "XCLUDER" SILL, JAMB & ASTRAGAL SEALS. OBTAIN FROM XCLUDER NATIONAL VENDOR. EXTERIOR SIDE PAINTED TO MATCH EXTERIOR WALL. |
| **117C** | 8'-0" | 10'-0" | -- | 2 | INSUL. METAL | PREFINISHED | WHITE | -- | -- | STEEL | PAINT | MATCH WALL | 11 | 14/A11.0 | 4/A6.0 | -- | **117C** | RECEIVING | VERTICAL LIFT. CHAIN PULL TO BE LOCATED ON RIGHT SIDE, INSTALL "XCLUDER" SILL & JAMB SEALS. OBTAIN FROM XCLUDER NATIONAL VENDOR. |
| **118** | 3'-0" | 7'-0" | 1 3/4" | 5 | ALUM./GLASS | PREFINISHED | CLEAR | 1-1/2" | 1-1/2" | ALUM. | ANODIZED | CLEAR | 6 | 3A/A6.0 | 3B/A6.0 | -- | **118** | MEET & GREET | 1" UNDERCUT DOOR, NO THRESHOLD, LOCATE CLOSER ON ROOM SIDE OF DOOR. |
| **119** | 3'-0" | 7'-0" | 1 3/4" | 6C | S.C. WOOD | PREFINISHED | WHITE BIRCH 0-95 | 1-1/2" | 1-1/2" | STEEL | PREFINISHED | ALUMATONE | 9 | 2A/A6.0 | 2B/A6.0 | -- | **119** | ADOPTIONS | 1" UNDERCUT DOOR, LOCATE CLOSER ON ROOM SIDE OF DOOR. |
| **120** | 3'-0" | 7'-0" | 1 1/2" | 4A | ABS-PLASTIC | PREFINISHED | CLOUD GRAY | -- | -- | METAL | PREFINISHED | GRAY | 2 | 6/A6.0 SIM. | 6/A6.0 | -- | **120** | FISH PREP. | IMPACT DOOR HINGE MOUNTED TO SIDEWALL (CHANNEL FRAME) |
| **121** | -- | -- | -- | -- | -- | -- | -- | -- | -- | -- | -- | -- | -- | -- | -- | -- | **121** | -- | NOT USED |
| **122** | 3'-0" | 7'-0" | 1 3/4" | 6E | S.C. WOOD | PREFINISHED | WHITE BIRCH 0-95 | 1-1/2" | 1-1/2" | STEEL | PREFINISHED | ALUMATONE | 14 | 2A/A6.0 | 2B/A6.0 | -- | **122** | HOLDING #2 | PROVIDE DOOR LOUVER WITH MESH INSECT SCREEN ON HOLDING ROOM SIDE OF DOOR |
| **123** | 3'-0" | 7'-0" | 1 3/4" | 6E | S.C. WOOD | PREFINISHED | WHITE BIRCH 0-95 | 1-1/2" | 1-1/2" | STEEL | PREFINISHED | ALUMATONE | 14 | 2A/A6.0 | 2B/A6.0 | -- | **123** | HOLDING #1 | PROVIDE DOOR LOUVER WITH MESH INSECT SCREEN ON HOLDING ROOM SIDE OF DOOR |
| **200** | 3'-0" | 3'-0" | 1 3/4" | 7 | METAL | PAINT | MATCH WALL | 2" | 2" | H.M. | PREFINISHED | MATCH WALL | 16 | 7B/A6.0 SIM. | 7B/A6.0 SIM. | -- | **200** | ROOF PARAPET | EXTERIOR PAINT COLOR TO MATCH ADJACENT WALL COLOR |

DESIGNER NOTE: TOP OF UNIT WITH TRANSOM. WIDTH TRANSOM DIMENSION IN PARENTHESIS.

# HARDWARE SCHEDULE

**HARDWARE GROUP 1**

| | | |
|---|---|---|
| 1 EACH | HAGER | MORTISE CYLINDER 3902 IC 1 3/8" AR CAM x US26D W/ THUMBTURN (4066 x 628) |
| 1 EACH | SCHLAGE | CONSTRUCTION CORE 80-035 x GRN |
| 1 EACH | SCHLAGE | CYLINDER CORE 80-036 x 626 B123 (IHK) |
| 2 EACH | HAGER | DOOR SWEEP 750S N 36" x CLR |
| 1 EACH | HAGER | WEATHERSTRIP 891S N 1 x 36", 2 x 84" |
| 1 EACH | ADAMS RITE | SIGN "THIS DOOR TO REMAIN UNLOCKED DURING BUSINESS HOURS" (BLACK) 20-0255-IP |

BALANCE OF DOOR HARDWARE BY DOOR MANUFACTURER

**HARDWARE GROUP 2**

ALL HARDWARE BY NATIONAL ACCOUNT MILLWORK VENDOR

**HARDWARE GROUP 3**

| | | |
|---|---|---|
| 3 EACH | HAGER | BUTTS ECBB1100 4 1/2 x 4 1/2 x US26D |
| 1 EACH | HAGER | LOCKSET 3480 WTN 2 3/4" BACKSET SFIC x US26D |
| 1 EACH | SCHLAGE | CONSTRUCTION CORE 80-035 x GRN |
| 1 EACH | SCHLAGE | CYLINDER CORE 80-036 x 626 B123 (IHK) |
| 1 EACH | HAGER | CLOSER 5300 14 MLT x ALM |
| 1 EACH | HAGER | PROTECTION PLATE 190S 12" x 34" x US32D |
| 1 EACH | HAGER | WALL STOP 236W x US32D |
| 1 EACH | DOOR SCOPE | DS1000 MG @ 5'-0" A.F.F. @ DOOR 104 |
| 1 EACH | DON JO | LATCH PROTECTOR ILP-206 x SL |
| 1 EACH | KESTLER | SIGN "EMPLOYEES ONLY" (BLACK) |

**HARDWARE GROUP 4**

NOT USED

**HARDWARE GROUP 5**

| | | |
|---|---|---|
| 1 EACH | HAGER | MORTISE CYLINDER 3902 IC 1 3/8" AR CAM x US26D |
| 1 EACH | SCHLAGE | CYLINDER CORE 80-036 x 626 B123 (IHK) |
| 1 EACH | SCHLAGE | CONSTRUCTION CORE 80-035 x GRN |
| 1 EACH | ADAMS RITE | THUMB-TURN CYLINDER 4066 x 626 |
| 1 EACH | HAGER | CLOSER 5100 14 MLT x US26D |
| 1 EACH | HAGER | DROP PLATE 5110 x US26D |
| 1 EACH | HAGER | WALL STOP 236W x US32D |
| 1 EACH | SCHLAGE | BLOCKING RING 36-079 037 x 626 |

THUMB CYLINDER OCCURS AT THE ROOM SIDE (114 & 115A) OF THE LOCKSET. LOCK CYLINDER SHALL ACCEPT BEST CORE. REMAINDER OF HARDWARE BY DOOR MANUFACTURER.

**HARDWARE GROUP 6**

| | | |
|---|---|---|
| 1 EACH | HAGER | CLOSER 5100 14 MLT X US26D |
| 1 EACH | HAGER | DROP PLATE 5110 x US26D |
| 1 EACH | HAGER | WALL STOP 236W x US32D |

REMAINDER OF HARDWARE BY DOOR MANUFACTURER

**HARDWARE GROUP 7**

| | | |
|---|---|---|
| 8 EACH | HAGER | BUTTS ECBB1100 4 1/2 X 4 1/2 NRP x US26D |
| 1 EACH | HAGER | EXIT SET 3525 WTN 2 3/4 BACKSET x US26D |
| 1 EACH | HAGER | AUTO FLUSHBOLT w/24" TOP ROD 292D X US32D w/ 1-269-3900 X US32D (IN-ACTIVE LEAF) |
| 1 EACH | HAGER | COORDINATING DEVICE 297D 72" X BLACK |
| 1 EACH | HAGER | MOUNTING BRACKET 297B X BLACK |
| 2 EACH | HAGER | CLOSER 5100 26 5105 x ALM |
| 2 EACH | ROCKWOOD | DOOR HOLDER 460 x ALM |
| 1 EACH | DOOR SCOPE | DS1000 MG @ 5'-0" A.F.F. (ACTIVE LEAF) |
| 1 EACH | DON JO | ANGLE LATCH PROTECTOR ALP-206 SL |
| 1 EACH | HAGER | DUST PROOF STRIKE 280X x US26D |
| 1 EACH | HAGER | DRIP CAP 810S 76" x MIL |
| 1 SET | XCLUDER | ASTRAGAL DOOR SEAL #162924 |
| 2 EACH | XCLUDER | SWEEP (1) 36" #162602 |
| 1 EACH | HAGER | THRESHOLD 410S 72" x MIL |

**HARDWARE GROUP 8**

| | | |
|---|---|---|
| 3 EACH | HAGER | BUTTS ECBB1100 4 1/2 x 4 1/2 x US26D |
| 1 EACH | HAGER | PASSAGE SET 3410 WTN 2 3/4 BACKSET x US26D |
| 1 EACH | HAGER | CLOSER 5300 14 MLT x ALM |
| 1 EACH | HAGER | PROTECTION PLATE 190S 12" x 34" x US32D |
| 1 EACH | HAGER | WALL STOP 236W x US32D |
| 1 EACH | ROCKWOOD | DOOR HOLDER 460 x ALM |
| 1 EACH | NAT'L GRD. | LOUVER L-700-RX 24 X 12 ALS |
| 1 EACH | NAT'L GRD. | LITE KIT L-GLF100-134 (17-1/2" X 31-1/2") ASL |
| 1 EACH | KESTLER | SIGN "EMPLOYEES ONLY" (BLACK) |

**HARDWARE GROUP 9**

| | | |
|---|---|---|
| 3 EACH | HAGER | BUTTS ECBB1100 4 1/2 x 4 1/2 x US26D |
| 1 EACH | HAGER | LOCKSET 3480 WTN 2 3/4" BACKSET SFIC X US26D |
| 1 EACH | SCHLAGE | CONSTRUCTION CORE 80-035 x GRN |
| 1 EACH | SCHLAGE | CYLINDER CORE 80-036 X 626 B123 (IHK) |
| 1 EACH | HAGER | CLOSER 5300 14 MLT X ALM |
| 1 EACH | HAGER | PROTECTION PLATE 190S 12" x 34" x US32D |
| 1 EACH | ROCKWOOD | DOOR HOLDER 460 X ALM |
| 1 EACH | NAT'L GRD. | LITE KIT L-GLF100-134 (17-1/2" X 31-1/2") ASL |
| 1 EACH | KESTLER | SIGN "EMPLOYEES ONLY" (BLACK) |

**HARDWARE GROUP 10**

| | | |
|---|---|---|
| 3 EACH | HAGER | BUTTS ECBB1100 4 1/2 x 4 1/2 x US26D |
| 1 EACH | HAGER | PRIVACY SET 3440 WTN 2 3/4" BACKSET x US26D |
| 1 EACH | HAGER | CLOSER 5300 14 MLT x ALM |
| 1 EACH | HAGER | PROTECTION PLATE 190S 12" x 34" x US32D |
| 1 EACH | HAGER | SIGN ADA "MEN" 368M-W2 (BLACK) OR "WOMEN" 368W-W2 (BLACK) |
| 1 EACH | ROCKWOOD | DOOR HOLDER 460 x ALM |
| 1 EACH | HAGER | WALL STOP 236W x US32D |
| 1 EACH | NAT'L GRD. | LOUVER L-700-RX 24X12 ASL |

**HARDWARE GROUP 11**

| | | |
|---|---|---|
| 1 EACH | HAGER | DRIP CAP 810S 100" x MIL |

REMAINDER OF HARDWARE BY DOOR MANUFACTURER

**HARDWARE GROUP 12 - NOT USED**

**HARDWARE GROUP 13**

| | | |
|---|---|---|
| 3 EACH | HAGER | BUTTS ECBB1100 4 1/2 x 4 1/2 NRP x US26D |
| 1 EACH | HAGER | EXIT DEVICE 4701 RIM 36" 4910 x US26D |
| 1 EACH | HAGER | CLOSER 5100 26 5105 x ALM |
| 1 EACH | DON JO | ANGLE LATCH PROTECTOR ALP-206 SL |
| 1 EACH | HAGER | WEATHERSTRIP 891S N 1 x 36", 2 x 84" x MIL |
| 1 EACH | HAGER | DRIP CAP 810S 40" x MIL |
| 1 EACH | XCLUDER | SWEEP (1) 36" #162602 |
| 1 EACH | HAGER | THRESHOLD 412S 36" x MIL |

**HARDWARE GROUP 14**

| | | |
|---|---|---|
| 3 EACH | HAGER | BUTTS ECBB1100 4 1/2 x 4 1/2 x US26D |
| 1 EACH | HAGER | LOCKSET 3480 WTN 2 3/4 BACKSET SFIC x US26D |
| 1 EACH | SCHLAGE | CONSTRUCTION CORE 80-035 x GRN |
| 1 EACH | SCHLAGE | CYLINDER CORE 80-036 x 626 B123 (IHK) |
| 1 EACH | HAGER | CLOSER 5300 14 MLT x ALM |
| 1 EACH | HAGER | PROTECTION PLATE 190S 12" x 34" x US32D |
| 1 EACH | ROCKWOOD | DOOR HOLDER 460 x ALM |
| 1 EACH | HAGER | DOOR SWEEP BRUSH W/S 801S B X 36" x MIL (MOUNTED ON HOLDING ROOM SIDE OF DOOR) |
| 1 EACH | NAT'L GRD. | LOUVER L-700-RX 24 X12 ASL W/ INSECT SCREEN |
| 1 EACH | KESTLER | SIGN "EMPLOYEES ONLY" (BLACK) |

**HARDWARE GROUP 15**

| | | |
|---|---|---|
| 3 EACH | HAGER | BUTTS ECBB1100 4 1/2 x 4 1/2 x US26D |
| 1 EACH | ILCO | SIMPLEX LOCK 5021 B WL 26D 41 (ITIC) x 26D |
| 1 EACH | SCHLAGE | CONSTRUCTION CORE 80-035 x GRN |
| 1 EACH | SCHLAGE | CYLINDER CORE 80-036 x 626 B123 (IHK) |
| 1 EACH | HAGER | CLOSER 5300 14 MLT x ALM |
| 1 EACH | HAGER | PROTECTION PLATE 190S 12" x 34" x US32D |
| 1 EACH | HAGER | WALL STOP 236W x US32D |
| 1 EACH | ROCKWOOD | DOOR HOLDER 460 x ALM |
| 1 EACH | NAT'L GRD. | LOUVER L-700-RX 24X12 ASL |
| 1 EACH | KESTLER | SIGN "EMPLOYEES ONLY" (BLACK) |

**HARDWARE GROUP 16**

| | | |
|---|---|---|
| 2 EACH | HAGER | BUTTS ECBB1100 4 1/2 x 4 1/2 NRP x US26D |
| 1 EACH | HAGER | DOOR PULL 8N x 628 |
| 1 EACH | HAGER | DEADBOLT W/ THUMBTURN 3215 2 3/4" BACKSET SFIC x US26D |
| 1 EACH | SCHLAGE | CYLINDER CORE 80-036 x 626 B123 (IHK) |
| 1 EACH | SCHLAGE | CONSTRUCTION CORE 80-8035 x GRN |
| 1 EACH | HAGER | DRIP CAP 810S 40" x MIL |
| 1 EACH | HAGER | WEATHERSTRIP 4 x 36" x MIL |

DESIGNER NOTE: ON A PROJECT SPECIFIC BASIS IF ALLOWABLE PER LOCAL JURISDICTIONAL CODES AND UNDER PERMITS PROVIDE ALL GENDER RESTROOM SIGNAGE IN LIEU OF MEN AND WOMEN'S RESTROOM SIGNAGE.

DESIGNER NOTE: REVISE HARDWARE GROUP 10 WHEN DOORS WILL USE A PUSH/PULL PLATE.

| | | |
|---|---|---|
| 1 EACH | HAGER | BUTTS ECBB1100 4 1/2 x 4 1/2 x US26D |
| 1 EACH | HAGER | PUSH PLATE 70C 16" x 4 1/2 x US32D |
| 1 EACH | HAGER | PULL PLATE 35C 16" x 2 1/2 x US32D |
| 1 EACH | HAGER | CLOSER 5300 14 MLT x ALM |
| 1 EACH | HAGER | PROTECTION PLATE 190S 12" x 34" x US32D |
| 1 EACH | HAGER | SIGN ADA "MEN" 368M-W2 (BLACK) OR "WOMEN" 368W-W2 (BLACK) |
| 1 EACH | ROCKWOOD | DOOR HOLDER 460 x ALM |
| 1 EACH | HAGER | WALL STOP 236W x US32D |
| 1 EACH | NAT'L GRD. | LOUVER L-700-RX 24X12 GBL |

DESIGNER NOTE: REVISE HARDWARE FOR RESTROOM FACILITIES TO COMPLY WITH SINGLE OCCUPANT FACILITIES OR MULTI USER FACILITIES.

DESIGNER NOTE: ON A PROJECT SPECIFIC BASIS PROVIDE AND COORDINATE CONCRETE OVERHEAD DOOR INTO DOOR HARDWARE & KEY PLANS & SCHEDULES.

DESIGNER NOTE: ON A PROJECT SPECIFIC BASIS, PROVIDE ALL DOOR HARDWARE & KEY PLANS & SCHEDULES.

DESIGNER NOTE: TRUE NORTH TO BE PROJECT SPECIFIC REVISE AS REQUIRED IF THE NORTH DIRECTION IS ALREADY TOWARDS THE TOP OF THE PAGE, THERE IS NO NEED TO INCLUDE "PROJECT NORTH".

# DOOR NOTES:

1. LETTERS AND NUMBERS ON SIGNS SHALL HAVE A WIDTH TO HEIGHT RATIO BETWEEN 3:5 AND 1:1 AND STROKE WIDTH TO HEIGHT RATIO BETWEEN 1:5 AND 1:10
2. CHARACTERS AND NUMBERS ON SIGNS SHALL BE SIZED ACCORDING TO THE VIEWING DISTANCE FROM WHICH THEY ARE TO BE READ. THE MINIMUM HEIGHT IS MEASURED USING AN UPPER CASE X. LOWER CASE CHARACTERS ARE PERMITTED
3. (EXIT DOORS) SHALL NOT BE SUBJECT TO THE USE OF A KEY OR REQUIRE SPECIAL KNOWLEDGE TO OPERATE. REFER TO NFPA 101 LIFE SAFETY CODE, CHAPTER 7, SEC. 7.2.1.5.1, 2000 EDITION.
4. LETTERS AND NUMERALS SHALL BE RAISED 1/32 IN. UPPER CASE. SANS SERIF OR SIMPLE TYPE AND SHALL BE ACCOMPANIED WITH GRADE 2 BRAILLE. RAISED CHARACTERS SHALL BE AT LEAST 5/8 IN (16 MM) HIGH, BUT NO HIGHER THAN 2 IN (50 MM). PICTOGRAMS SHALL BE ACCOMPANIED BY THE EQUIVALENT VERBAL DESCRIPTIONS PLACED DIRECTLY BELOW THE PICTOGRAM. THE BORDER DIMENSION OF THE PICTOGRAM SHALL BE 6 IN (152 MM) MINIMUM IN HEIGHT.
5. THE CHARACTERS AND BACKGROUND OF SIGNS SHALL BE EGGSHELL; MATTE OR OTHER NON-GLARE FINISH. CHARACTERS AND SYMBOLS SHALL CONTRAST WITH THEIR BACKGROUND, LIGHT CHARACTERS ON A DARK BACKGROUND.
6. WHERE PERMANENT A.D.A. COMPLIANT SIGNAGE/IDENTIFICATION IS PROVIDED FOR ROOMS AND SPACES. SIGNS SHALL BE INSTALLED ON THE WALL ADJACENT TO THE LATCH SIDE OF THE DOOR. WHERE THERE IS NO WALL SPACE TO THE LATCH SIDE OF THE DOOR @ 54" A.F.F. TO CENTER OF SIGNAGE OR LATEST A.D.A. STANDARD, INCLUDING AT DOUBLE LEAF DOORS. SIGNS SHALL BE PLACED ON THE NEAREST ADJACENT WALL. MOUNTING HEIGHT AND SIGN REQUIREMENTS SHALL BE AS PER A.D.A. REQUIREMENTS. MOUNTING LOCATION FOR SUCH SIGNAGE SHALL BE SO THAT A PERSON MAY APPROACH WITHIN 3 IN (76 MM) OF SIGNAGE WITHOUT ENCOUNTERING PROTRUDING OBJECTS OR STANDING WITHIN THE SWING OF A DOOR. ALL OTHER SIGNAGE AS REQUIRED BY OWNER SHALL BE MOUNTED ON DOOR AT PETSMART REQUIRED MOUNTING HEIGHTS.
7. THE G.C. IS TO PROVIDE CONSTRUCTION CORES AND PERMANENT CORES FOR ALL DOORS. PETSMART WILL INSTALL ALL PERMANENT (SCHLAGE) CORES FOR DOORS.
8. G.C. SHALL PROVIDE ALL GLASS FOR VISION PANELS. SIZES AS SHOWN FOR VISION PANELS INDICATE CLEAR DIMENSION OF GLAZING AND NOT ROUGH OPENING.
9. ALL DOOR LOUVERS TO BE FACTORY FINISHED TO MATCH ALUMATONE COLOR.
10. WHERE INDICATED KICK PLATES AT DOORS SHALL BE INSTALLED 1/2" FROM BOTTOM OF PLATE TO BOTTOM OF DOOR. SEE DOOR SCHEDULE & HARDWARE GROUPS FOR LOCATIONS AND SIZES.
11. THE BOTTOM 10" OF ALL DOORS EXCEPT AUTOMATIC AND SLIDING SHALL HAVE A SMOOTH UNINTERRUPTED SURFACE.
12. PROVIDE LEVER TYPE HARDWARE, PANIC BARS, PUSH - PULL ACTIVATING BARS, OR OTHER HARDWARE DESIGNED TO PROVIDE PASSAGE WITHOUT REQUIRING THE ABILITY TO GRASP THE OPENING HARDWARE. (30" TO 44" A.F.F.)
13. ALL DOOR CLOSERS SHALL BE MOUNTED SO AS TO BE CONCEALED FROM SALES AREA. FINISH TO MATCH ADJACENT HARDWARE.
14. ALL EXTERIOR H.M. DOOR FRAMES SHALL BE PAINTED INSIDE AND OUT TO MATCH COLOR OF ADJACENT SURFACE.
15. ALL EXTERIOR HOLLOW METAL DOORS SHALL BE INSULATED & HAVE A RAIN DRIP EDGE PROVIDED.
16. DOOR FRAMES TO BE SET FLUSH TO FLOOR SLAB. PROVIDE FOR 1/4" MAX. CAULK JOINT.
17. G.C. TO PROVIDE AND INSTALL A MINIMUM OF 3 CLEAR DOOR SILENCERS PER DOOR LEAF AT ALL PREFINISHED DOOR FRAMES.

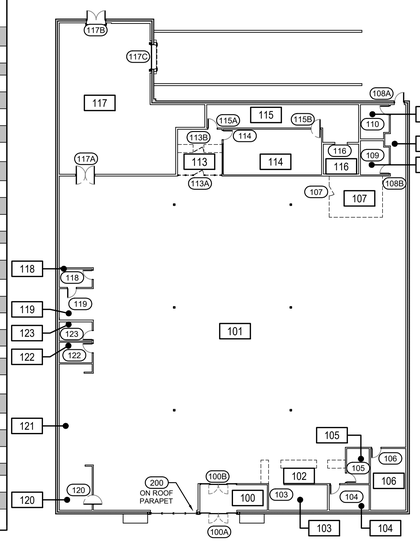


1 / A6.0 KEY PLAN
SCALE: 1" = 20' - 0"

NORTH

11 / A6.0 DETAIL - DOOR SILL
SCALE: 1 1/2" = 1'-0"

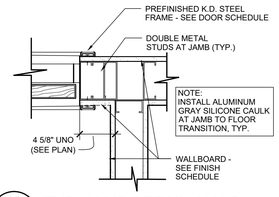


10 / A6.0 TYP. JAMB DETAIL, U.N.O.
SCALE: 1 1/2" = 1'-0"

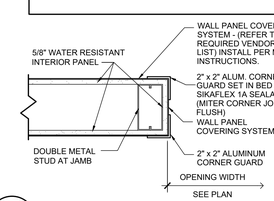


9B / A6.0 DETAIL - DOOR JAMB
SCALE: 1 1/2" = 1'-0"

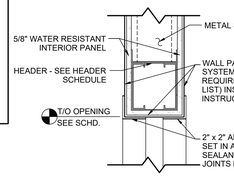


9A / A6.0 DETAIL - DOOR HEAD
SCALE: 1 1/2" = 1'-0"

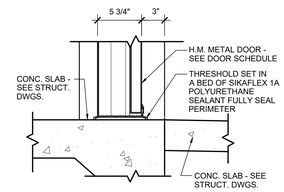


8 / A6.0 DETAIL - DOOR SILL
SCALE: 1 1/2" = 1'-0"

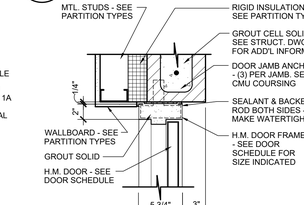


7B / A6.0 DETAIL - DOOR JAMB
SCALE: 1 1/2" = 1'-0"

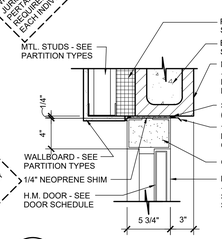


7A / A6.0 DETAIL - DOOR HEAD
SCALE: 1 1/2" = 1'-0"

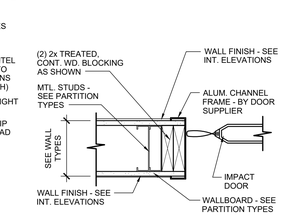


6 / A6.0 DETAIL - JAMB AT DRYING & FISH PREP.
SCALE: 1 1/2" = 1'-0"

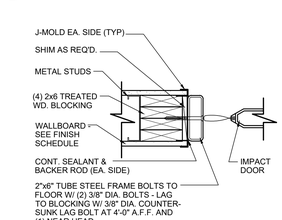


5 / A6.0 DETAIL - JAMB @ RECEIVING
SCALE: 1 1/2" = 1'-0"

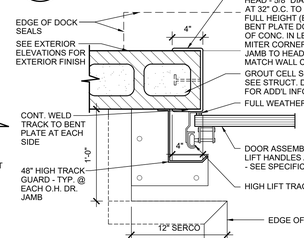
1/4" BENT PLATE AT JAMB & HEAD - 5/8" DIA. ANCHORS AT 32" O.C. TO MASONRY FULL HEIGHT (EXTEND BENT PLATE DOWN TO TOP OF CONC. IN LEVELER PIT), MITER